
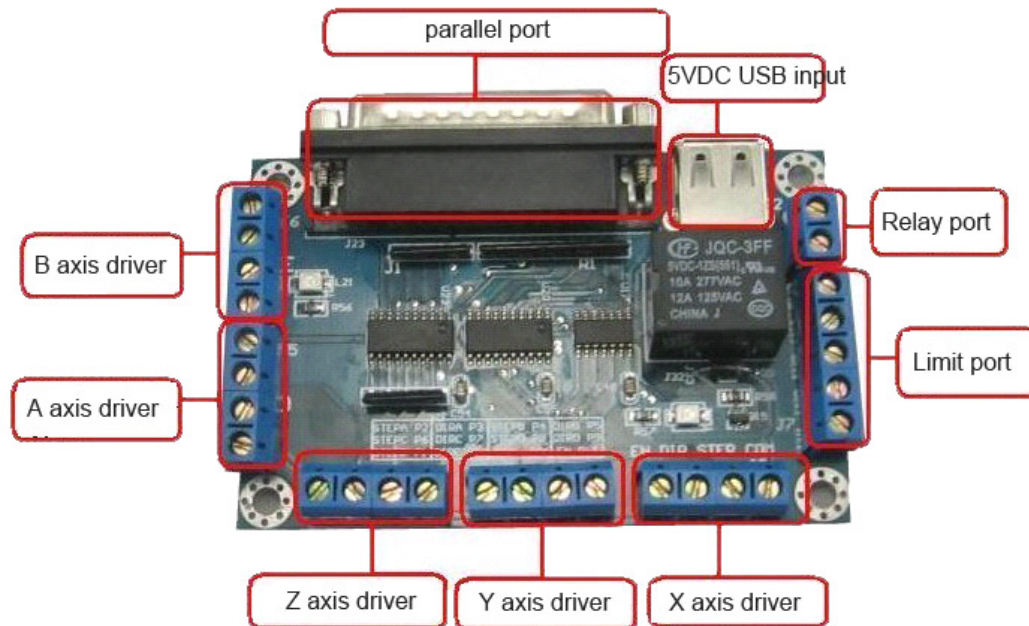


Pin Connections for:


Stepper Motor Driver 5 Axis Breakout Interface Board



Break out board View:



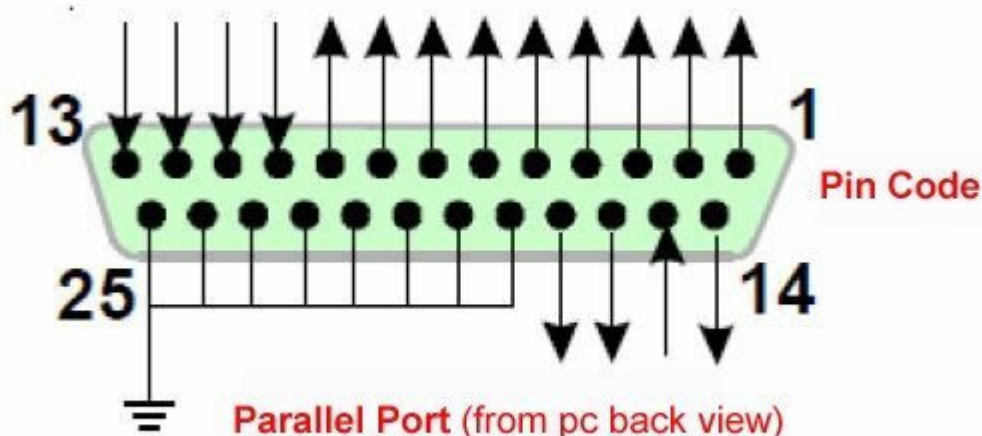
Connection between break out board and drivers:





- For stepper motor driver
- Can most connection 5 pieces driver and control 5 pieces motor in the same time
- With 4-wire limit switch to insure our safty movement
- With relay port to contro the cnc spindle
- Working voltage is 5VDC and support with **MACH3,EMC2,KCAM4** software

DB25 parallel port definition:



DB25 pin (PC PIN)	The pin of the interface board	Comment(signal)
1	Step 5	Fifth axis pulse
2	Step X	X pulse
3	DIR X	X axis direction
4	STEPY	Y pulse
5	DIR Y	Y axis direction
6	Step Z	Z axis pulse
7	DIR Z	Z axis direction
8	Step 4	Fourth axis pulse
9	DIR 4	Fourth axis direction
10	Limit-1	Limit input interface 1
11	Limit-2	Limit input interface 2
12	Limit-3	Limit input interface 3
13	Limit-4	Limit input interface 4
14	DIR 5	Fifth axis direction
15	Vacant	
16	RLY	Relay control
17	EN	All axis enable
18-25	GND	GND