

File Name: 9380 manual.pdf

Size: 1957 KB

Type: PDF, ePub, eBook

Category: Book

Uploaded: 17 May 2019, 22:20 PM

Rating: 4.6/5 from 726 votes.

Status: AVAILABLE

Last checked: 14 Minutes ago!

In order to read or download 9380 manual ebook, you need to create a FREE account.

[Download Now!](#)

eBook includes PDF, ePub and Kindle version

[Register a free 1 month Trial Account.](#)

[Download as many books as you like \(Personal use\)](#)

[Cancel the membership at any time if not satisfied.](#)

[Join Over 80000 Happy Readers](#)

Book Descriptions:

We have made it easy for you to find a PDF Ebooks without any digging. And by having access to our ebooks online or by storing it on your computer, you have convenient answers with 9380 manual . To get started finding 9380 manual , you are right to find our website which has a comprehensive collection of manuals listed.

Our library is the biggest of these that have literally hundreds of thousands of different products represented.




Book Descriptions:

9380 manual




Please try again. Please try again. With just a single read, you will learn how to use the great features of your computer. The author carefully explains basic computer terminologies in easy to understand language for novices and beginners. In summary, you will discover How to set up your laptop easily Important configuration settings to tweak immediately after purchase Useful software to install How to maximize the potential of your laptop for work use Tricks, tips and hacks for your Dell XPS 13 9380 laptop How to troubleshoot common problems and many more What stops you from purchasing this Dell XPS 13 owner's manual now! Then you can start reading Kindle books on your smartphone, tablet, or computer no Kindle device required. To calculate the overall star rating and percentage breakdown by star, we don't use a simple average. Instead, our system considers things like how recent a review is and if the reviewer bought the item on Amazon. It also analyzes reviews to verify trustworthiness. Please try again. Kindle Unlimited With just a single read, you will learn how to use the great features of your computer. In summary, you will discover How to set up your laptop easily Important configuration settings to tweak immediately after purchase Useful software to install How to maximize the potential of your laptop for work use Tricks, tips and hacks for your Dell XPS 13 9380 laptop How to troubleshoot common problems and many more What stops you from purchasing this Dell XPS 13 owners manual now! In order to navigate out of this carousel please use your heading shortcut key to navigate to the next or previous heading. Then you can start reading Kindle books on your smartphone, tablet, or computer no Kindle device required. Get your Kindle here, or download a FREE Kindle Reading App. To calculate the overall star rating and percentage breakdown by star, we don't use a simple average. It also analyses reviews to verify trustworthiness. One remote for all your devices. <http://www.romanor.eu/userfiles/engineering-field-reference-manual-aiha.xml>

- **dell 9380 manual, dell xps 9380 manual, ecostrip 9380 manual, xps 9380 manual, ecostrip 9380 manual pdf, 9380 service manual, xps 13 9380 manual, schleuniger ecostrip 9380 manual, corgi em 9380 manual, philips dpm 9380 manual, 9380 manual, 9380 mansfield rd, 9380 mansfield rd shreveport la, 9380 mansfield rd shreveport la 71118, 9380 menu, 9380 montgomery rd cincinnati, 9380 montgomery rd, 9380 montgomery road, 9380 marino cir.**



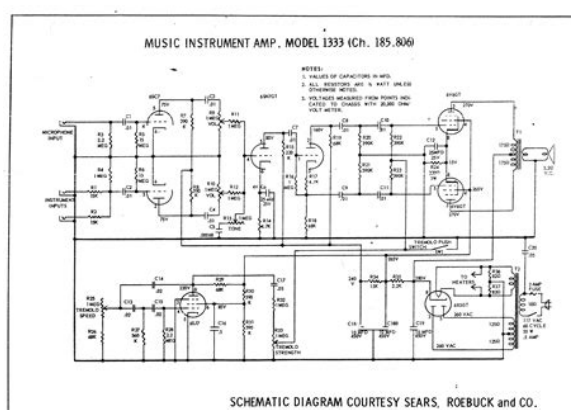
Guaranteeing optimal TV reception every time. Completely safe and functional for total protection. Please use our website for FAQs, movies or to contact our support team. Also, clearance between needle and looper point can be easily leveradjusted when changing the needle count. By continuing to browse, you are accepting our Terms and Conditions. Groups Discussions Quotes Ask the Author With just a single read, you will learn how to use the great features of your computer. The author carefully explains basic computer terminologies in easy to understand language for novices and beginners. In sum With just a single read, you will learn how to use the great features of your computer. In summary, you will discover How to set up your laptop easily Important configuration settings to tweak immediately after purchase Useful software to install How to maximize the potential of your laptop for work use Tricks, tips and hacks for your Dell XPS 13 9380 laptop How to troubleshoot common problems and many more To see what your friends thought of this book, This book is not yet featured on Listopia. There are no discussion topics on this book yet. This profile may contain books from multiple authors of this name. We've got you covered with the buzziest new releases of the day. Three in one feeding unit The EcoStrip 9380 offers expanded capabilities. It can be configured with rollers or belt feeding and the configuration can be quickly and easily changed by the operator. Excellent price-performance Ratio In terms of performance, the EcoStrip 9380 exceeds previous models by approximately 20 percent. It has the ability to process two wires in parallel and is also compatible with a full range of pre and postprocessing accessories, which turn the standalone machine into a fully automatic processing line. Blades and guides of the original EcoStrip 9300 model can be used with the new EcoStrip 9380. <http://cstransit.ru/userfiles/engineering-field-reference-manual.xml>



Uncompromisingly precise All driven axes of the EcoStrip 9380 are powered by Schleuniger's proven electronic platform, Bricks. The machine is also equipped with a high resolution blade holder and feeding drive axes as well as precise guide parts, which can be quickly changed without the use of any tools. To apply for a user login, please register. To apply for a user login, please register. By

continuing to use the website, you agree to their use. If you want NextDay, we can save the other items for later. Order by, and we can deliver your NextDay items by. You won't get NextDay delivery on this order because your cart contains items that aren't "NextDay eligible". In your cart, save the other items for later in order to get NextDay delivery. Oops! There was a problem with saving your items for later. You can go to cart and save for later there. Get more info The author carefully explains basic computer terminologies in easy to understand language for novices and beginners. In summary, you will discover How to set up your laptop easily Important configuration settings to tweak immediately after purchase Useful software to install How to maximize the potential of your laptop for work use Tricks, tips and hacks for your Dell XPS 13 9380 laptop How to troubleshoot common problems and many more What stops you from purchasing this Dell XPS 13 owners manual now! About This Item We aim to show you accurate product information. Manufacturers, See our disclaimer Get the most complete manual for your DELL XPS 13 Laptop now This manual is designed to be a walking guide as you begin your journey on the XPS 13 set of laptops. With just a single read, you will learn how to use the great features of your computer.

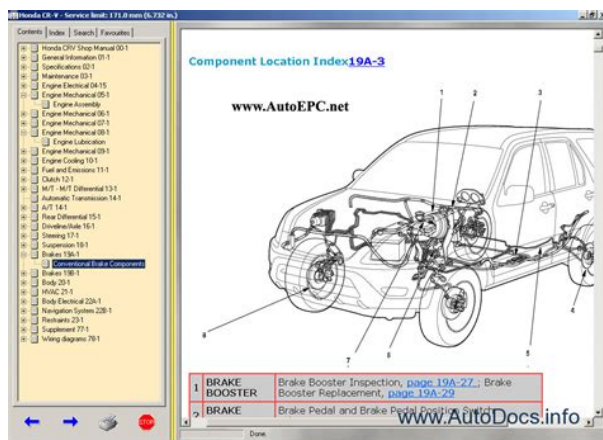
In summary, you will discover How to set up your laptop easily Important configuration settings to tweak immediately after purchase Useful software to install How to maximize the potential of your laptop for work use Tricks, tips and hacks for your Dell XPS 13 9380 laptop How to troubleshoot common problems and many more What stops you from purchasing this Dell XPS 13 owners manual now! Complete Dell XPS Owners Manual The DELL XPS 13 9380 user manual with tips, tricks and troubleshoot common problems Paperback Specifications Publisher Independently Published Book Format Paperback Number of Pages 88 Author Mary C Hamilton Title Complete Dell XPS Owners Manual The DELL XPS 13 9380 user manual with tips, tricks and troubleshoot common problems ISBN13 9781711021157 Publication Date November, 2019 Assembled Product Dimensions L x W x H 9.00 x 6.00 x 1.50 Inches ISBN10 1711021156 Customer Reviews Write a review Be the first to review this item. Ask a question Ask a question If you would like to share feedback with us about pricing, delivery or other customer service issues, please contact customer service directly. So if you find a current lower price from an online retailer on an identical, in-stock product, tell us and we'll match it. See more details at Online Price Match. All Rights Reserved. To ensure we are able to help you as best we can, please include your reference number Feedback Thank you for signing up. You will receive an email shortly at Here at Walmart.com, we are committed to protecting your privacy. Your email address will never be sold or distributed to a third party for any reason. If you need immediate assistance, please contact Customer Care. Thank you Your feedback helps us make Walmart shopping better for millions of customers. OK Thank you! Your feedback helps us make Walmart shopping better for millions of customers. Sorry. We're having technical issues, but we'll be back in a flash. Done.



<https://events.citeve.pt/chat-conversation/bose-wave-bluetooth-owner-s-manual>

Are you sure to remove this product By continuing to browse or use this site, you are agreeing to our use of cookies. Please share your ZIP Code to find a nearby Best Buy to try out your next phone. Please share your ZIP Code to find a nearby Best Buy location A twin system has two separate evaporators. R134a does not deplete the ozone layer or contain chlorine. But first, you should double check if your devices are. Heres how to connect a Bluetooth device in. You will need to use your Samsung account to access SmartThings. If you don't. You can check the SmartThings website to see if its a compatible device. And dont worry, SmartThings supports. Ask a question or start a new topic to get help and advice from our loyal Samsung community. Or Text HELP to 62913 Please contact us via Live Chat for a faster response. Samsung pays for Premium Care during this period. Do not attempt to turn the feeding unit opener past the locked open position as it will damage the unit. The wire must slide freely through the guides. Lock in place with the centering cones. Make sure the cable reel will spin freely. See picture for installation of the additional weight. Do not feed through or past the blades. This gap is adjusted manually however with guided assistance through the Graphical User Interface. Follow the on screen prompts until the adjustment is complete. The wire used to adjust is then automatically cut and ejected, giving us a proper "Zero Cut" to begin processing from. Usually a value around 3 is sufficient. This brings up the properties of the selected article. Acceleration should always be lower than the Speed. Pull of length should be about half of the strip length. We will also verify wires cut midbatch as well as at the end of each batch. No other activities are permitted while processing wire, you must remain attentive to the process at all times.

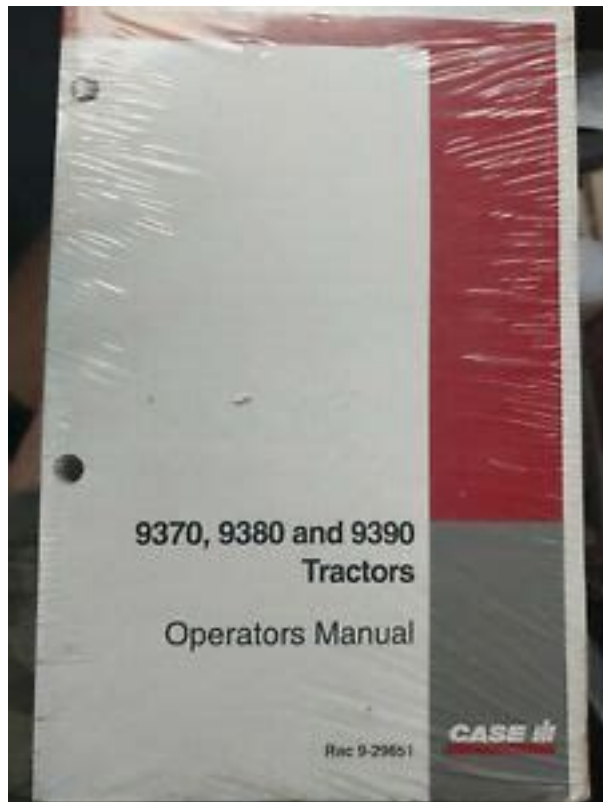
<http://dynamicnewsolutions.com/images/canon-pc-11-service-manual.pdf>



Using this mode allows the user to easily add or subtract length from any part of the processed wire including strip and pulloff lengths. When correction mode is activated, the predetermined lengths become smaller font in their respective areas and the correction value is shown in yellow. Simply add or subtract the appropriate amount to produce a sample that meets specifications. Tap the arrow in the bottom left corner of the screen once you have your sample. Enter the measured overall length of your sample into the field provided and tap the check mark in the bottom left corner of the screen. The machine has corrected its feed rate based off the length provided. Produce and measure another sample to verify the correction was successful. Sometimes a slight increase of the pulloff length on the troublesome side can be helpful. If the cuts are not being made deep enough to strip the wire, the "Incise Diameter" value can be adjusted in the Processing Menu's fourth tab. Decrease the Incise Diameter until a sample can be reliably produced with both ends stripped as desired. Both issues can be corrected in the Processing Menu's fourth tab. Tap the table presented to adjust the values. Increasing the Way Back value will help alleviate this issue. Batch quantities are set on the second tab of Single Article View. On the blue painters tape, write your initials and the length and

harness name of the wires cut. And by having access to our ebooks online or by storing it on your computer, you have convenient answers with Blackberry Curve 9380 Manual Pdf. To get started finding Blackberry Curve 9380 Manual Pdf, you are right to find our website which has a comprehensive collection of manuals listed. Our library is the biggest of these that have literally hundreds of thousands of different products represented. I get my most wanted eBook Many thanks If there is a survey it only takes 5 minutes, try any survey which works for you.

<http://dzkgjjy.com/images/canon-part-manuals.pdf>



Learn more Learn more Learn more Learn more Learn more Learn more Learn more Learn more
Highend components and thermal solutions, made possible by our years of industry experience,
provide better efficiency, performance, and quality. Learn more Learn more Please visit the ASUS
USA and ASUSPlease check with your supplier for exact offers. Products may not be available in all
markets.Please refer to specification pages for full details.All rights reserved. Vat No 619940318.
We act as a nonindependent credit intermediary for a selected number of lenders to suit a wide
range of financial offers to suit the individual's requirements. We are authorised and regulated by
the Financial Conduct Authority. Finance subject to status. Terms and conditions apply. Applicants
must be 18 years or over.Their Firm Reference Number is 631736. Our firm reference number is
627736. You can check this on the FCA's website www.fca.org.uk or by contacting the FCA on 0300
500 8082. Our Firm Reference Number is 673585. You can check this on the FCA's website
www.fca.org.uk or by contacting the FCA on 0300 500 8082. Find out more. In summary, you will
discover How to set up your laptop easily Important configuration settings to tweak immediately
after purchase Useful software to install How to maximize the potential of your laptop for work use
Tricks, tips and hacks for your Dell XPS 13 9380 laptop How to troubleshoot common problems and
many more What stops you from purchasing this Dell XPS 13 owner's manual now. FM INTERNAL
FREQUENCY FM INTERNAL FREQUENCY. BM PHASE BM PHASE. BM INTERNAL SPACE BM INTERNAL
SPACE. FSKey INTERNAL SPACE FSKey INTERNAL SPACE. PSKey PHASE2 PSKey PHASE2. PSKey
INTERNAL SPACE PSKey INTERNAL SPACE. SWEep TIME SWEep TIME.To use this website, you must

agree to our Privacy Policy, including cookie policy. Ask your question here. Provide a clear and comprehensive description of the issue and your question.

The more detail you provide for your issue and question, the easier it will be for other BlackBerry Curve 9380 owners to properly answer your question. Ask a question About the BlackBerry Curve 9380 This manual comes under the category Smartphones and has been rated by 1 people with an average of a 5.3. This manual is available in the following languages English. Do you have a question about the BlackBerry Curve 9380 or do you need help. Ask your question here BlackBerry Curve 9380 specifications Brand Insert the too small SIM card into the adapter and then place the adapter in the phone.This is a unique fifteendigit number that distinguishes your BlackBerry phone from other phones.ManualSearcher.com ensures that you will find the manual you are looking for in no time. Our database contains more than 1 million PDF manuals from more than 10,000 brands. Every day we add the latest manuals so that you will always find the product you are looking for. Its very simple just type the brand name and the type of product in the search bar and you can instantly view the manual of your choice online for free. ManualSearcher. com If you continue to use this site we will assume that you are happy with it. Read more Ok. Up and Down arrows will open main level menus and toggle through sub tier links. Enter and space open menus and escape closes them as well. Tab will move on to the next part of the site rather than go through menu items. Back Manuals and Documentation Language Please select a language Svenska Espanol Francais Deutsch Italiano Nederlands English US Francais Canada English User manual PDF. If you are looking for detailed technical specifications, please see our Specs page. In this document are contains instructions and explanations on everything from setting up the device for the first time for users who still didn't understand about basic function of the phone.PDF is a file format designed to present documents consistently across multiple devices and platforms.

moveisgarciadigital.com.br/wp-content/plugins/formcraft/file-upload/server/content/files/1627f53685891a---brothers-ls-1217-sewing-machine-manuals.pdf

It was developed by Adobe 1992 and has since become one of the most widely used formats for saving and exchanging documents.It also contains page layout information, which defines the location of each item on the page, as well as the size and shape of the pages in the document. This information is all saved in a standard format, so the document looks the same, no matter what device or program is used to open it. For example, if you save a PDF on a Mac, it will appear the same way in Windows, Android, and iOS.It can store embedded fonts so you do not need to have the appropriate fonts installed to the view the document correctly. PDF documents may also be encrypted so only authorized users can open them.File sizes can be measured in bytes B, kilobytes KB, megabytes MB, gigabytes GB, terabytes TB, and beyond. You can change your cookie settings at any time. In most cases the transfer does not take place until the price that is to be paid has been agreed. In these circumstances there is nothing to prevent the vendor from following the normal tax point rules. In some cases, however, the property may be transferred ahead of the vendor knowing the amount to be received from the purchasing body. Where this occurs,regulation 841 of the VAT Regulations 1995 see VATTOS2330 applies and limits the time of supply to the receipt of payment. It must be emphasised that this only applies where the amount to be received is not known at what would otherwise be the basic tax point. We'll send you a link to a feedback form. It will take only 2 minutes to fill in. Don't worry we won't send you spam or share your email address with anyone. Displays 2 LED Readabout Get Latest Price from the seller This range of gym equipment are designed and fabricated under the supervision of skilled professionals with the help of latest machines as per the uptothe minute market trends using high grade components. These products assure long service life and ensure side effects to the body maker.

The entire range is appreciated for trendy look, high strength, corrosion resistance, compact design, easy installation and durable finish standards. These are offered in different specifications as per the

needs of the clients within promised time frame. Get Best Deal I agree to the terms and privacy policy All rights reserved. Post your question here in this forum. We're committed to dealing with such abuse according to the laws in your country of residence. When you submit a report, we'll investigate it and take the appropriate action. We'll get back to you only if we require additional details or have more information to share. Note that email addresses and full names are not considered private information. Please mention this; Therefore, avoid filling in personal details. Please enter your email address. To find out more, read our Terms and Conditions here. Please enable JavaScript in your web browser. View our Resources page. You may find the latest Terms and Conditions link at the bottom of our website. This information is used in the administration of product warranties and also to create a My Projects account to save product information. Product Information or product availability, within My Projects is not guaranteed and subject to change. Individual projects created within My Projects will be available for the user for 2 years from when they are created; at 2 years the individual projects will be deleted. This could include but not limited to pages viewed, items viewed, time per page, or visitors location. Use of our website may require the use of cookies. Your warranty confirmation number is. Country United States Medium Print Otherwise, the modification will not be reported in the Portal record Record already modified.

<http://www.jfvtransports.com/home/content/bose-wave-bluetooth-owner-s-manual>