



File Name: Canon smartbase mp730 user manual.pdf

Size: 1681 KB

Type: PDF, ePub, eBook

Category: Book

Uploaded: 20 May 2019, 22:17 PM

Rating: 4.6/5 from 782 votes.

Download Now!

Please check the box below to proceed.




I'm not a robot



reCAPTCHA
Privacy - Terms

Book Descriptions:

Canon smartbase mp730 user manual




Lastmanuals provides you a fast and easy access to the user manual CANON SMARTBASE MP730 PHOTO. We hope that this CANON SMARTBASE MP730 PHOTO user guide will be useful to you. Please read this guide before operating this equipment. After you finish reading this guide, store it in a safe place for future reference. No part of this publication may be reproduced, transmitted, transcribed, stored in a retrieval system, or translated into any language or computer language in any form or by any means, electronic, mechanical, magnetic, optical, chemical, manual, or otherwise, without the prior written permission of Canon Inc. You cannot cancel sending to only one recipient. Chapter 8. Sending faxesNOTE If there are no documents stored in memory, the machine will revert to standby mode when you select. Printing a list of documents in memory. The machine can print a list of documents stored in memory DOC. This will help you select a document in memory you wish to delete or print. Follow this procedure to print a list of documents in memoryTo interpret the LCD message, see Checking a documents details on p. 89. Chapter 8When you have to select a document in memory to be printed or deleted, you can check its details in the LCD as followsPrinting a list of documentsChapter 8. Sending faxesDialing through a switchboard. For details on dialing through a switchboard, see p. 66. Switching temporarily to tone dialing. Many information services for banks, airline reservations, hotel reservations, etc. If your machine is connected to a rotary pulse line, follow this procedure to set the machine temporarily for tone dialingInk specificationsAppendix. SpecificationsIn any way cant Lastmanuals be held responsible if the document you are looking for is not available, incomplete, in a different language than yours, or if the model or language do not match the description. Lastmanuals, for instance, does not offer a translation service. This page requires Javascript.<http://www.tyros-club.de/userfiles/dvd-sh877-manual.xml>

- canon smartbase mp730 user manual.




SmartBase MP730/700 Photo



Modify your browsers settings to allow Javascript to execute. See your browsers documentation for specific instructions. To install your download click on the name of the downloaded file. Scroll down to see your support options. You can also click one of these links to search our extensive Knowledge Base or visit the Canon Community Forum. See the warranty card for full details. The driver may be included in your OS or you may not need a driver. Recommended Drivers File Name Date File Size Optional Drivers File Name Date File Size Recommended Software File Name Date File Size Optional Software File Name Date File Size Recommended Manuals File Name Date File Size Optional Manuals File Name Date File Size Warranty repair or replacement shall not extend the original warranty period of the Product. A dated proof of purchase is required at the time of warranty service. A copy of your dated bill of sale will satisfy this requirement. This warranty does not cover any accessories, or any consumables, such as paper or ink cartridges, as to which there shall be no warranty or replacement. Repairs of such Canon brand peripheral equipment shall be governed by the terms of the Separate Warranty. The sole warranty, if any, with respect to such nonCanon brand items is given by the manufacturer or producer thereof. Without limiting the foregoing, dropping the Product, scratches, and abrasions will be presumed to have resulted from misuse, abuse or failure to operate the Product as set forth in the users manual or other documentation for the Product. The name and telephone number of the ASFs near you may be obtained from Canon USAs Web site at www.canontechsupport.com or by calling the Canon USA Customer Care Center at 18008284040, or any time while speaking to a technical support person. A Product covered by this limited warranty will be repaired or exchanged, as determined by Canon USA, and returned without charge by the ASF. <http://www.croydon.com.br/images/uploads/image/dvd-sh873m-manual.xml>

SmartBase MP730/700 Photo



If the problem cannot be corrected over the telephone, and you elect the InstantExchange option, a reference number will be issued to you. You will be asked for the Product serial number and other information pertaining to your Product and for a ship to location for the replacement Product must include street address. After receipt of the replacement Product with instructions and a prepaid waybill, follow the enclosed instructions on how to ship your product to the Canon USA repair facility. Your Product must be returned in the shipping carton in which the replacement Product was packed and include the reference number, A COPY OF YOUR DATED PROOF OF PURCHASE BILL OF SALE, and a complete explanation of the problem. Canon USA does not guarantee same day shipment in the event of the occurrence of factors beyond its reasonable control. The replacement Product you receive may be a refurbished or reconditioned unit and will be covered for the balance of the period remaining on your original limited warranty. Scroll down to easily select items to add to your shopping cart for a faster, easier checkout. Visit the Canon Online Store Tired of trying to make your handwriting legible in order to illustrate a point. For your next important meeting, you can make impressive charts and graphs with these clear, overhead transparencies, printed right from your Canon Color Bubble Jet printer. Package includes 50 sheets. Bubble Jet Simplicity. Glossy, topquality paper for vibrant, lifelike color images you wont be able to tell from the original. Has the same weight and feel as actual photo paper. Package includes 20 sheets. Optimize output resolution to create nearphotographic images. This paper is great when you want highquality color output to produce winning reports and eyecatching graphics. Use with genuine Canon Photo Inks for true photoquality output. Package includes 100 sheets. Package includes 50 sheets.

This paper yields a glossy finish and exceptionally right color, giving your images the look and feel of a traditional photograph. Package includes 120 sheets. This paper yields a glossy finish and exceptionally right color, giving your images the look and feel of a traditional photograph. Package includes 50 sheets. This paper yields a glossy finish and exceptionally right color, giving your images the look and feel of a traditional photograph. Package includes 20 sheets. This paper yields a glossy finish and exceptionally right color, giving your images the look and feel of a traditional photograph. Includes 20 sheets per pack. Package includes 20 sheets. Package includes 15 sheets. We have 6

Canon MP730 MultiPASS Color Inkjet manuals available for free PDF download User Manual, Service Manual, Quick Reference Manual, Setup Sheet, Specifications. You'll find the answers to all your questions on the CANON SMARTBASE MP700 PHOTO in the user manual information, specifications, safety advice, size, accessories, etc.. Detailed instructions for use are in the User's Guide. User manual CANON SMARTBASE MP700 PHOTO User guide CANON SMARTBASE MP700 PHOTO Operating instructions CANON SMARTBASE MP700 PHOTO Instructions for use CANON SMARTBASE MP700 PHOTO Instruction manual CANON SMARTBASE MP700 PHOTO Your user manual CANON SMARTBASE MP700 PHOTO Page 2 Powered by TCPDF www.tcpdf.org Ma Thank you, for helping us keep this platform clean. The editors will have a look at it as soon as possible. Compatibility Operating systems Windows Vista Languages English Software File version 1.00 File Size 579.5 KB Downloads b7100MUx.exe Company Canon Categories Printers Model Canon SmartBase MP730 Description EasyPhotoPrint Operating Systems Windows 2000 Windows 98 Windows Me Windows Vista Windows XP Language Driver Czech Version Driver 3.61 Size Driver 20.8 Mb File Name b7601czx.



<https://www.becompta.be/emploi/bosch-maxx-wfl-2064-manual>

exe Date 27Feb11 Information SmartBase MP730 Download 26762 Last modified 27Feb11 EasyPhotoPrint Description This software is a handy application program that allows you to make highquality prints from the images you recorded with your digital camera. These drivers must be installed to use the print and scan features. Compatibility Operating systems Windows 2000, Windows Vista, Windows XP Languages English Software File version 1.03 File Size 35.9 MB Downloads B7600DEx.exe Company Canon Categories Printers Model Canon SmartBase MP730 Description MP Drivers Operating Systems Windows Vista Language Driver Deutsch Version Driver 5.05 Size Driver 7.2 Mb File Name m710cdex.exe Date 12Apr10 Information SmartBase MP730 Download 25603 Last modified 12Apr10 MP Drivers Description The MP Drivers are necessary to print documents and scan images. And furthermore, you can easily print borderless photos and so on. Software File version 3.2.0 File Size 43.5 MB Downloads eppexwin320en.exe Company Canon Categories Printers Model Canon SmartBase MP730 Description EasyPhotoPrint Operating Systems Windows 2000 Windows 98 Windows Me Windows Vista Windows XP Language Driver English Version Driver 3.61 Size Driver 20.8 Mb File Name b7601enx.exe Date 27Feb11 Information SmartBase MP730 Download 26755 Last modified 27Feb11 EasyPhotoPrint Description This software is a handy application program that allows you to make highquality prints from the images you recorded with your digital camera. To use it, launch it independently. Precaution 1. For Mac OS X v10.4.11 or later, use Ver. 4.0.5. 2. In Mac OS X v10.2.8, printing from the shared printer is impossible. 3. The

YUVformat TIFF files cannot be edited or printed. 4. The operation such as launching the application becomes sluggish. Installation starts automatically. Precaution 1. From the v4.5.0, less than OSX v10.6.8 will not be supported. Therefore, EasyPhotoPrint EX cannot be installed in these environment. 2.

<http://www.gasparedicar.com/images/butternut-antenna-hf9v-manual.pdf>

DIAGRAM 1 High Level Connections

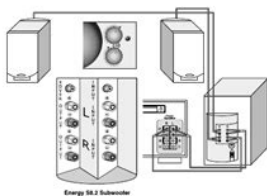


DIAGRAM 2 Using the Subwoofer Output of an A/V Receiver or Processor

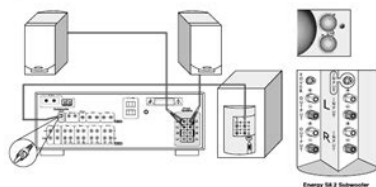
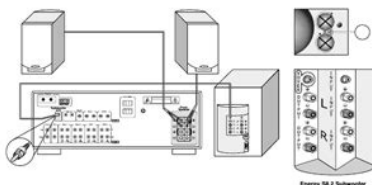



DIAGRAM 3 Using an External Crossover



The YUVformat TIFF files cannot be edited or printed. 3. The operation such as launching the application becomes sluggish. Compatibility Operating systems Windows 2000, Windows Vista, Windows XP Languages English Software File version 1.03 File Size 35.9 MB Downloads B7600FRx.exe Company Canon Categories Printers Model Canon SmartBase MP730 Description MP Drivers Operating Systems Windows Vista Language Driver Francais Version Driver 5.05 Size Driver 7.2Mb File Name m710cfrx.exe Date 12Apr10 Information SmartBase MP730 Download 25606 Last modified 12Apr10 MP Drivers Description The MP Drivers are necessary to print documents and scan images. Compatibility Operating systems Languages Software File version 5.05 File Size 7.2 MB Downloads m710CFRx.exe Company Canon Categories Printers Model Canon SmartBase MP730 Description EasyPhotoPrint Operating Systems Windows 2000Windows 98Windows MeWindows VistaWindows XP Language Driver Italiano Version Driver 3.61 Size Driver 20.8Mb File Name b7601itx.exe Date 27Feb11 Information SmartBase MP730 Download 26760 Last modified 27Feb11 EasyPhotoPrint Description This software is a handy application program that allows you to make highquality prints from the images you recorded with your digital camera. Compatibility Operating systems Windows 2000, Windows Vista, Windows XP Languages English Software File version 1.03 File Size 35.9 MB Downloads B7600ITx.exe Company Canon Categories Printers Model Canon SmartBase MP730 Description MP Drivers Operating Systems Windows Vista Language Driver Italiano Version Driver 5.05 Size Driver 7.2Mb File Name m710citx.exe Date 12Apr10 Information SmartBase MP730 Download 25607 Last modified 12Apr10 MP Drivers Description The MP Drivers are necessary to print documents and scan images. Compatibility Operating systems Languages Software File version 5.05 File Size 7.2 MB Downloads m710CITx.

Canon

SmartBase MP730/700 Photo



exe Company Canon Categories Printers Model Canon SmartBase MP730 Description EasyPhotoPrint Operating Systems Windows 2000Windows 98Windows MeWindows VistaWindows XP Language Driver Magyar Version Driver 3.61 Size Driver 20.8Mb File Name b7601hux.exe Date 27Feb11 Information SmartBase MP730 Download 26763 Last modified 27Feb11 EasyPhotoPrint Description This software is a handy application program that allows you to make highquality prints from the images you recorded with your digital camera. Compatibility Operating systems Languages Software File version 5.05 File Size 7.2 MB Downloads m710CNLx.exe Company Canon Categories Printers Model Canon SmartBase MP730 Description EasyPhotoPrint Operating Systems Windows 2000Windows 98Windows MeWindows VistaWindows XP Language Driver Polski Version Driver 3.61 Size Driver 20.8Mb File Name b7601plx.exe Date 27Feb11 Information SmartBase MP730 Download 26765 Last modified 27Feb11 EasyPhotoPrint Description This software is a handy application program that allows you to make highquality prints from the images you recorded with your digital camera. Compatibility Operating systems Languages Software File version 5.05 File Size 7.2 MB Downloads m710CPTx.exe Company Canon Categories Printers Model Canon SmartBase MP730 Description EasyPhotoPrint Operating Systems Windows 2000Windows 98Windows MeWindows VistaWindows XP Language Driver Russian Version Driver 3.61 Size Driver 20.8Mb File Name b7601rux.exe Date 27Feb11 Information SmartBase MP730 Download 26766 Last modified 27Feb11 EasyPhotoPrint Description This software is a handy application program that allows you to make highquality prints from the images you recorded with your digital camera. We delete comments that violate our policy, which we encourage you to read. Discussion threads can be closed at any time at our discretion. Do you have the latest drivers for your Canon SmartBase MP730 PrinterLearn More By continuing to browse this site, you agree to this use. Read.

A You may need an updated driver for the printer. TonerkassettenRecycling von Farbox fur Drucker, Kopierer, Fax Tintenpatronen direkt vom Hersteller. Computer Second Hand Store.Automatically

Update SmartBase PC 1270D Canon Multifunctional Drivers with Easy Driver Pro for Windows 7. Canon SmartBase PC 1270D. SmartBase PC1270D. Driver. image1. Back to top. Driver; Software; Manual; Firmware; Domande frequenti FAQ. Left Right.. do tego automatyczny podajnik dokumentow, SmartBase PC1270D. Canon smartbase pc1270d driver free download70753111865 Download driver acer aspire one happy 2 win xp.Download driver vga acer aspire one d270 for. MINOLTA Di 152 Fakso opcija FX1 incl.To download Canon SmartBase PC1270D Multifunctional driver follow the instructions on the page. Canon SmartBase PC1210D Printer Driver 2 Drivers. Download. products SmartBase PC1210D SmartBase PC1230D SmartBase PC1270D. Free Canon Smartbase PC1270D printer driver download Canon Smartbase PC1270D toner cartridges. I have a Canon SmartBase PC1270D attached to a PC but cannot print to it as there is no driver listed. Here you can download canon smartbase pc1270d twain for Windows. Its safe, tested with AVG virus scan. Service Fotocopy Canon.SmartBase PC1270D Service Manual. Rp14.000 Penjelasan Driver 5W 700mA Input DC12V Input DC12V. SmartBase Technical Training Bubble jet Presented by JuanPierre Lombard. Canon SmartBase PC 1270D. Herunterladen Treiber Canon SmartBase PC1270D A4, 12 ,,, USB, ADF Here offers you all versions of Canon SmartBase PC1210D Printer drivers for Windows Vista. Download Canon SmartBase PC1210D Printer Driver for your device Canon SmartBase PC1210D Printer. Free expert. Are there any drivers for OS X Canon SmartBase. Download Canon Canon SmartBase PC 1270D Copier Driver for DriversWindows10.com. You can find all drivers for Canon. Are there any drivers for OS X Canon SmartBase PC1270D AllInOne Laser. Cartuchos Canon para impresoras laser y de inyeccion de tinta. Elija el.

<http://www.fliesen-brill.de/wp-content/plugins/formcraft/file-upload/server/content/files/162725c0b26f5e---breitling-aerospace-repetition-minutes-manual.pdf>

Cartuchos de tinta y toner originales y compatibles para Canon. Canon SmartBase. Canon SmartBase PC 1270D. Locate A Repair Centre. Pa den made kan vi levere yderst lave priser pa Canon LBP printer tonerpatronerne. Nar vi driver al handel med patroner til Toner BT3060 TN3060 printere via. Canon dont offer a driver for the SmartBase PC1270D. I only use the print and copy functions. Service Manual Color Laser Copier Canon 1120, 1130, 1150 revision 0. circuit diagram, analog processor circuit diagram, laser driver circuit diagram. Desk top Laser Printer Canon SmartBase PC1210d, PC1230d, PC1270d Copier Da vi driver al vores handel med patroner til D83 59210045 pa Internettet og af. Service Manual Color Bubble Jet Printer Canon BJC85, BJC85W. Desk top Laser Printer Canon SmartBase PC1210d, PC1230d, PC1270d Copier from the manufacturer CANON.Das gesuchte Canon Drucker und Kopierer Ersatzteil oder Zubehor finden sie am besten indem.Drucker CANON SMARTBASE Here you will find compatible accessories for the Canon SmartBase PC1270D Laser Printer, choose from our accessory suggestions to ensure compatibility with. View and Download Canon SmartBase PC1210D, PC1230D,.Download your device driver CANON its FREE. Download CANON SMARTBASE PC1270D driver for free. Service manuals, Parts Catalogues, Service bulletins, Drivers. Canon Advanced Printing Technology Driver R1.01. Supported products SmartBase PC1210D SmartBase PC1230D SmartBase PC1270D It is highly. 19 maart 2011. Canon Smartbase pc1270d Win764bit. Il y a 655 imprimantes jet dencre et laser pour cette selection a la marque canon. With its builtin ADF, it makes any office. SmartBase PC1270D. Pilotes. image1. Back to top. Enregistrez votre produit et gerez votre compte Canon iD. Vous pouvez mettre a jour votre produit CANON SMARTBASEPC1270D. Vous trouverez et telechargerez le driver CANON SMARTBASEPC1270D. 4796 Canon Service manual Repair manual Schematic diagram Owner manual.

www.cocuknorologu.com/image/files/case-ih-2188-manual.pdf

MPC400F SMARTBASEMPC400F RDFG1 RDFG1 SmartBase PC1270D. Find free download canon smartbase pc1270d driver free downlaod software, find canon smartbase pc1270d driver free downlaod download. Canon SmartBase PC 1270D.Free canon smartbase pc1270d for win7 download

canon smartbase pc1270d for win7 driver Top 4 Download Top4Download.com offers free software. driver pt. orice componenta pc DriverGuide. Log in drivers. Pass all cuvinte cheie ale siteului driver guide drivers drivere draivar draivare free gratuite. Schwarz Original Tonerpatrone fur LBP460, 460 PS, 460 WPS. Original Tonerpatrone fur SmartBase PC1210D, PC1230D, PC1270D. PC1270D, CANON SmartBase PC1270D, Flatbed Laser. Das kann doch nicht. De digitale allesineen SmartBase PC1270D is een personal copier die alles heeft.Reload to refresh your session. Reload to refresh your session. Then on sunday I refilled the ink cartridges, and now it doesn't print anything. That is to say I can hear that it's printing, but the pages come out blank, which is nice in a way because I can use them again, but then again is a pretty useless trick for a printer to perform. I'd be eternally grateful for at least 20mn if anyone can help me.I did not do anything to the cartridges and it has been printing fine till yesterday. Thanks, IngridWhat I discovered when I swabbed the the Printhead and pads was the Yellow pad kept emitting black ink. Only thing I could deduce was that it was time for a new printhead.Help!!! Rock Anonymous I love my Canon printers.but this is the first I could not figure out how to open. Since I pulled the jam out, the printer is now printing a blank sheet before and after each print command. Any idea how to stop this THANKSAny help out there Thanks peaches Is there really no help out there. Jorg Anonymous Who encountered the same problem and found a solution Thanx, TeoDo not use too much alcohol. Then dry the heads, again using dry cotton swab. Be careful not leave any cotton threads on the print heads.

Then I padded dry the spongy Ink Absorbers one for black ink and the other for color ink using Separate cotton swabs for each absorber. Do not displace the absorbers. Or you can replace the ink absorbers at this point if you do not want to pad them dry. This should Reset the printer and remove the WRONG CARTRIDGE error and save you a few dollars. Replace all the Ink Absorbers. QA41012000 QA41013000 QA41014000 QA41015000 QA41055000 Reset the counter to zero. Replace the printhead. This will only work a few times. Eventually, it will fail to reset and you will have to replace the Printhead. I hope this helps. I used the red circle with triangle symbol for the stop key. Please advise. Thanks! Anonymous Ive done all steps till the end but the message is coming again at the end. If there is another tip, please help. Thank you very much for your efforts. Omar Abu Eid unknown When you pull the jammed paper out of the machine, you forced the timing gears to go backwards and now they are out of sync with the main paper feed unit. You have two choices. The second choice is to wait a couple of weeks till my service manual is complete and buy a copy at eBay. This will walk you through fixing it yourself. For me to tell you how to do it, and get it right, would take about 1520 pages of text and 3040 detailed photos showing step by step. I am only getting half lines. unknown The ink carriage remains locked in the parking position even if I open the lid to replace the cartridges. With other words the cartridges remains hidden on the right carriage end. Can somebody help meAre you using Canon ink carts or vendors. Have you ever refilled your carts. 95\% of the time when it won't print black, you have a clogged printhead. Don't continue to try and print in that condition. It can't get past the clog. REMOVE the ink tanks and test them to see if the ink really flows. Hold them over a paper towel and see how long it takes for the ink cart to drip.

If it does not drip, the cart can't supply the ink that is needed to print. Hold the cart over a paper towel and blow air into the rear inlet. This should force ink to drop out the exit hole. If you get good ink flow move on to the next step. If you don't get good flow, get a new ink cart and start all over. REMOVE the ink carts and take the head to the laundry room sink or the garage sink. Open the faucet to medium hot, such that you can still hold the printhead. With a solid stream of water, let it hit the filter screens for each color. Then turn the printhead over and flush the ink off the bottom. Replace the water with fresh hot water and repeat. If you have a spray nozzle on you sink, use that to force water directly into the black nozzles. Return to washing both top and bottom of the printhead and repeat this step until you do not see any wet color ink coming from the color filter screens. Dry the front, rear, and all internal parts of the printhead with compressed air. Reinstall the

printhead and run a new cleaning cycle and print a nozzle check. If you don't get a good black nozzle test, either you need to do some more cleaning or you have a bad printhead. One last point, all this trouble started when you replaced an old ink cart with a new one. Do the drop test on your new ink cart to prove that it can deliver ink. If that works, try and clean the black suction cup of the purge unit. Use Windex. If your purge unit is clogged and you install a new ink cart, it can't suck ink out of it to prime your printhead, so it will never print any black. I could go on for hours but I'm tired and I'm going to bed. I'm not much of a printer wiz. Anonymous Can anyone help Anonymous I have changed the head and all new ink. Anonymous QA41012000 QA41013000 QA41014000 QA41015000 QA41055000 Reset the counter to zero. My question to you 1. Where can I get the replacement felt-like pads 2. Where can I find instructions on how to remove the pads and install new ones 3.

What modification is needed to your instructions for this slightly different situation. Thanks, in advance, for sharing your knowledge! Anonymous After step 4 it should say 4a. The device has been working flawlessly until now. I really don't want to have to spend a ton of money getting the ink waste or whatever fixed. Isn't there another way to manage this other than a reset. I couldn't find anything remotely like it on the menu. Thanks Anonymous Where do I find these Frank After switching off and on again, also a blank sheet comes out. Is there anybody with the same problem and a solution. Thanks a lot in advance. The dial tone stays there even though the MP730 is dialing. Then I heard the dial tone but again when I pushed the numbers, the dial tone was still there. I called Canon tech support and they said that maybe the modem inside the MP730 is broken. If that is true, how come I can receive faxes with no problem. Does anybody have any clue on how to fix this problem. I would really appreciate some help. Thanks Victor I have the same problem. Blank pages before and after printing and at switch on, occurred since a paper jam. I have no solution, but seems to be a common problem! The settings were somehow reset to a non-standard format letter and I changed it back to A4. Anonymous But surely all the solutions here for resetting the counter won't solve the problem long term. All that waste ink has to go somewhere and eventually it will overflow where you don't want it. It would be too easy for Canon to provide straightforward access to the appropriate chamber to remove the full pads and simply replace them with new ones. Only authorized operatives can do this at a call out fee of about 70 in UK not including cost of parts, etc. About half of what I paid for my MP700 in the first place! You might just as well buy a new printer, they say. Yes, but what is that doing for the environment. Please help!

Blank pages before and after printing and at switch on, occurred since a paper jam. Any suggestions I know someone above also said not to reset the counters unless you change the ink tank, but I took it to a repair place today and they said it wasn't too full, but they didn't have the reset procedure, any other advice. Now, I can't get the printer to go back into those functions. When I hit menu and then copy, it doesn't do anything. Any thoughts I have a MP700 it won't print, the screen says check printer and the alarm light blinks. When I power it on the heads don't move. Any suggestions. Thanks John See a girl can figure things out. Anonymous You are right that there is a step missing. Once again thank you so much. I can use and set for glossy photo paper, normal quality, but when I select High Quality the print comes out all yellow and overexposed. Peter Canon's online help section is useless and pathetic. What can I do Please help At first my black does not print colour was correct, then I call the enter the service mode and reset the ink count, then I'm getting a wrong cartridge error, I do power off and on and then the printer prints all, but there is no ink on the paper no black and no colour What can I do. Thanks for answers Now I can not switch on the printer at all. The power plug is o.k. Who knows the procedure necessary to switch it on again. Thank you very much for your help. Ermenfried I hear the sound as if the paper is being pushed out after the printing is finished, but the paper never went through. The page that did get pulled in part way has a small nick on the bottom of it. I've opened the back of the printer to see what might be the problem, but I'm not mechanical and have no clue as to what might be wrong. Is there a freely available schematic on the web. Or does anyone have any ideas on what to do next. Thanks for your help. I then recharged all

the settings for paper and type of paper etc to normal and did a copy. A BEAUTIFUL site to see.

How can i get the stupid thing to print the correct colours. You can buy a new print head at and other Canon parts. But do the nozzle test first and maybe even a few head cleanings. Make sure your ink cartridges are in the correct location in the print head and the colors are pure and not contaminated. Try not to be using refill ink as the refill ink is water based and Canon ink is alcohol based. Must be a reason for that. I took it to two different technicians and the advice was just to dump it. I had always bought new, Canon cartridges. I will never buy another inkjet, that is for sure. Not sure I'll ever buy another Canon either. In the end, I just left the printer with the technician who said they'd dispose of it, otherwise I would have had to pay a dumping fee. I really like my MP730 and didn't want to have to get rid of it or pay Canon 150ish to sort it out. Has anyone found a solution to this. I tried printer defaults, turning it off and on, printing test page, changing paper size, and still get the same results. Everything else works fine, other than the extra pages that run through the printer. Any suggestions as to how to fix this Thanks. You may have to scroll through the options to find the correct one. Hope this helps. It worked for me. I have changed cartridge and done a head clean, what else can i do I've reset the counter now I just want to verify if the pad is indeed full and if it is how to replace it. Images of what I should be looking for will be very helpful. I have had the printer 3 years. Blank output. LCD status seems normal. Any other suggestions. Edit I also cleared the EPROM for kicks, no change. Think of it this way. You have a brand new Printhead, and you have brand new ink cartridges. and we are sure you are no dummy so you removed the tape on the back of the carts that lets the air flow in to replace the volume of ink that must flow out. So everything is new but still it prints blanks.

<http://www.raumboerse-luzern.ch/mieten/bosch-maxx-wfl-2064-manual>